


MUSKELLUNGE - NORTHERN PIKE

Know How To Tell The Difference!



CLEAR

Paired fins having more pointed tips

Caudal fin with pointed tip

NOTE: Faint indication of marking pattern is sometimes present on posterior 1/3 of body in "clear" variation of muskellunge.

MUSKELLUNGE (*Esox masquinongy*)

3 COMMON PATTERN VARIATIONS

SPOTTED

Coloration with vertical dark markings on a light background (Juvenile pattern similar to that of adults)



Caudal fin with pointed tip

BARRED




NOTE: Background colors of fish can vary slightly depending on environmental characteristics of the water body and its geographic location. One marking pattern may dominate in an area, but all 3 can be present.

Coloration having irregular narrow vertical dark markings on a light background with stripes merging onto the back in an interlocking pattern

Caudal fin with rounded tips

HYBRID "TIGER" MUSKELLUNGE (*Esox masquinongy* X *Esox lucius*)

NOTE: Sides sometimes exhibit an alternating pattern of stripes and spots, or narrow paired-bars on a light background. Pattern never resembles that of northern pike.



Paired fins having rounded tips

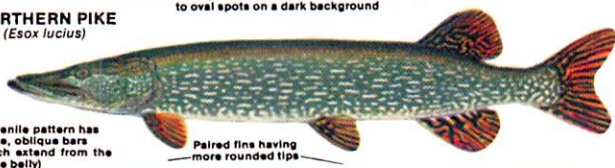
Caudal fin with more rounded tips

NORTHERN PIKE (*Esox lucius*)

Coloration with pattern of horizontal rows of light round to oval spots on a dark background

NOTE: Some areas may contain "Silver Pike" which is a mutant color variation of northern pike that lack the characteristic spots and have dark to light greyish/blue sides. Fin coloration normal for northern pike is exhibited in the "silver" variety.

(Juvenile pattern has white, oblique bars which extend from the white belly)

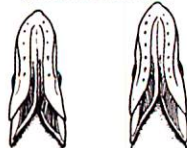


Paired fins having more rounded tips

Color illustrations by:
JAN ACK OBE

IN MOST AREAS THESE FISH HAVE MINIMUM SIZE RESTRICTIONS, MAXIMUM POSSESSION LIMITS, AND SPECIAL OPEN SEASONS... CONSULT LOCAL FISHING REGULATIONS FOR SPECIFIC DETAILS.

Location of submandibular pores on under side of lower jaw...



NORTHERN PIKE 5 or fewer pores
MUSKELLUNGE 5 to 9 pores

NOTE: Hybrids have 5 to 8 pores on each side of lower jaw.

For further information please contact local, state, or provincial Natural Resources Offices, or...

Muskie's Inc.
P.O. Box 120870
New Brighton, MN
55112
888-710-8286



GANDER Mtn.



Line diagrams courtesy of Dr. James C. Underhill, University of Minnesota



MUSKELLUNGE

Upper half of cheek and operculum with scales



NORTHERN PIKE

Entire cheek and upper half of operculum with scales

NOTE: Hybrids have 1/2 or more of cheek and upper half of operculum with scales.

© 1986, 2003 by MUSKIE'S INC. Any reproduction of this poster or color artwork without the express written permission of Muskie Inc. International is strictly prohibited.